

FFT Monthly Summary: January 2022



Cartmel Surgery
Code: A82647

SECTION 1 CQRS Reporting

CQRS Reporting											
FFT001	FFT002	FFT003	FFT004	FFT005	FFT006	FFT007	FFT008	FFT009	FFT010	FFT011	FFT012
48	1	0	0	0	0	0	0	0	49	0	0

Notes: 1. The CQRS Reporting table scores above should be entered directly as presented into the CQRS System. For further information please contact the CQRS service desk on 0800 440 2777 or email them at cqrsservicedesk@gdit.com. Please select the 'Data Submission' tab from the main menu.

SECTION 2 Report Summary

Surveyed Patients:		83						
Responses:		49						
		Very good	Good	Neither good nor poor	Poor	Very poor	Don't know	Total
SMS - Autopoll		48	1	0	0	0	0	49
SMS - User Initiated								
Tablet/App								
Web/E-mail								
Manual Upload								
Total		48	1	0	0	0	0	49
Total (%)		98%	2%	0%	0%	0%	0%	100%

Summary Scores

100% 0% 0%

NHS Scoring Guidance

Recent guidance issued by NHS England has confirmed the move away from the 'Net Promoter' scoring methodology to a simpler 'Percentage Recommended' and 'Percentage Not Recommended' method.

The percentage measures are calculated as follows:

Recommended (%) = $\frac{\text{very good} + \text{good}}{\text{very good} + \text{good} + \text{neither} + \text{poor} + \text{very poor} + \text{don't know}} \times 100$

Not Recommended (%) = $\frac{\text{very poor} + \text{poor}}{\text{very good} + \text{good} + \text{neither} + \text{poor} + \text{very poor} + \text{don't know}} \times 100$

For further information about the selection of the scoring method please see the NHS FFT Review published in June 2014 here:

<http://www.england.nhs.uk/ourwork/pe/fft/fft-test-review/>

SECTION 3
Practice Scoring

Practice Score: 'Recommended' Rank

Your Score:100%

Percentile Rank:100TH

0%50%100%

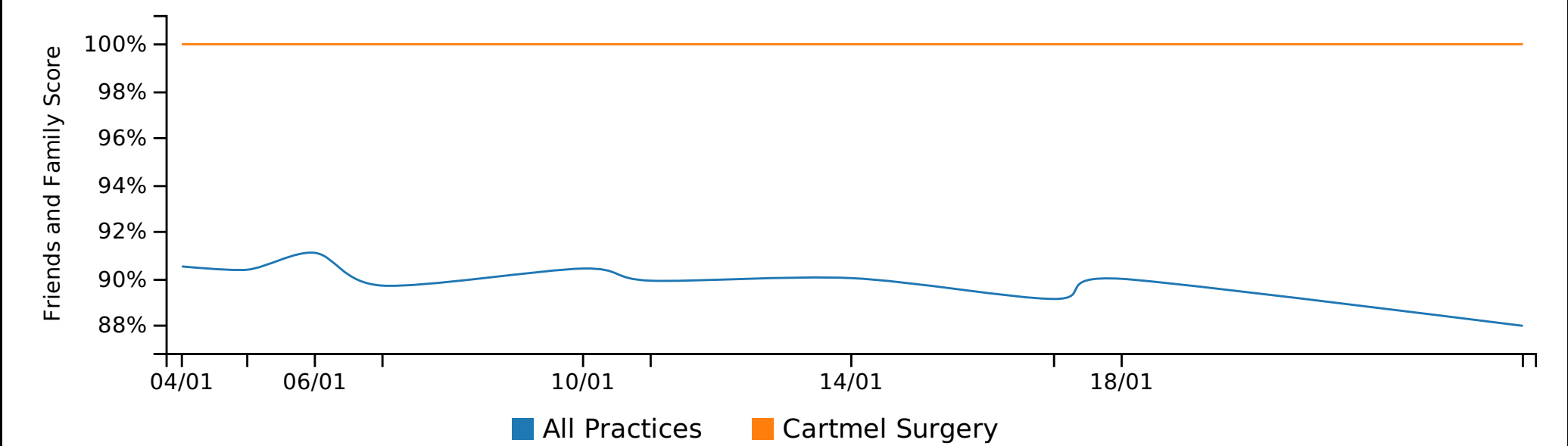
0%100%

LowerMid

ScoreHigh Score

Notes: 1. Display the 'Recommended' score and percentile for current reporting month.
2. Score calculated as per NHS requirements. See scoring guidance section.
3. Percentile represents how your 'recommended' score compares to all other practices managed by iPLATO. Your score of 100th percentile means your practice scored above 100% of all practices.

Practice Score: 'Recommended' Comparison



Notes: 1. Practice score comparison of 'recommended' scores only.
2. Score calculated as per NHS requirements. See scoring guidance section.

Practice Score: 'Recommended' Demographic Analysis

Age

	< 25	25 - 65	65+
All Practices	86%	90%	92%
Cartmel Surgery	100%	100%	100%

Gender

All Practices

90%

90%

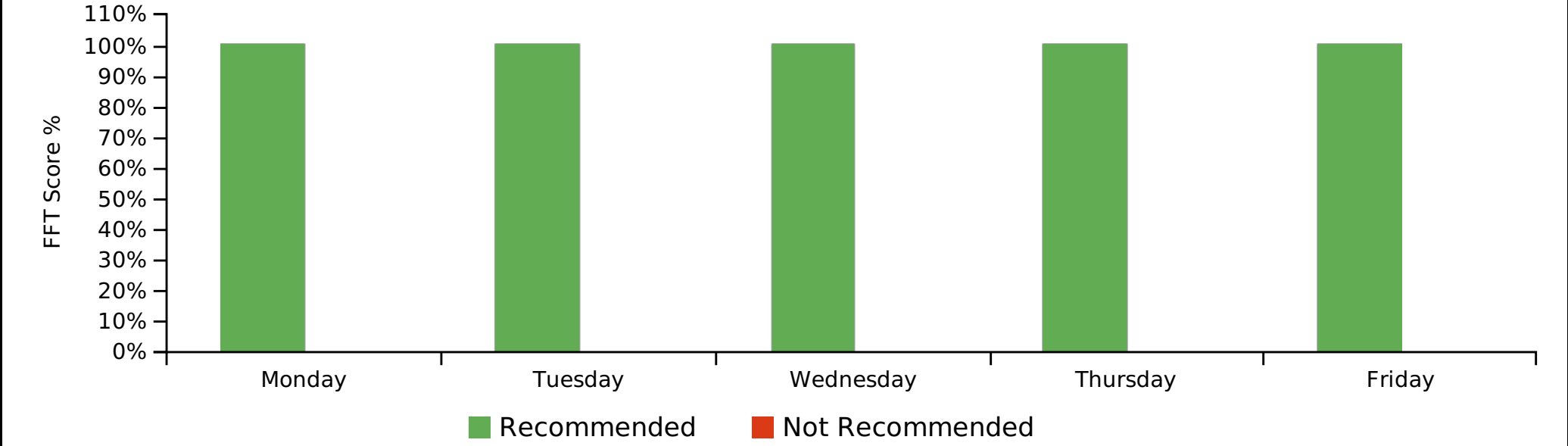
Cartmel Surgery

100%

100%

Notes: 1. Scores for current reporting month.
2. Score calculated as per NHS requirements. See scoring guidance section.

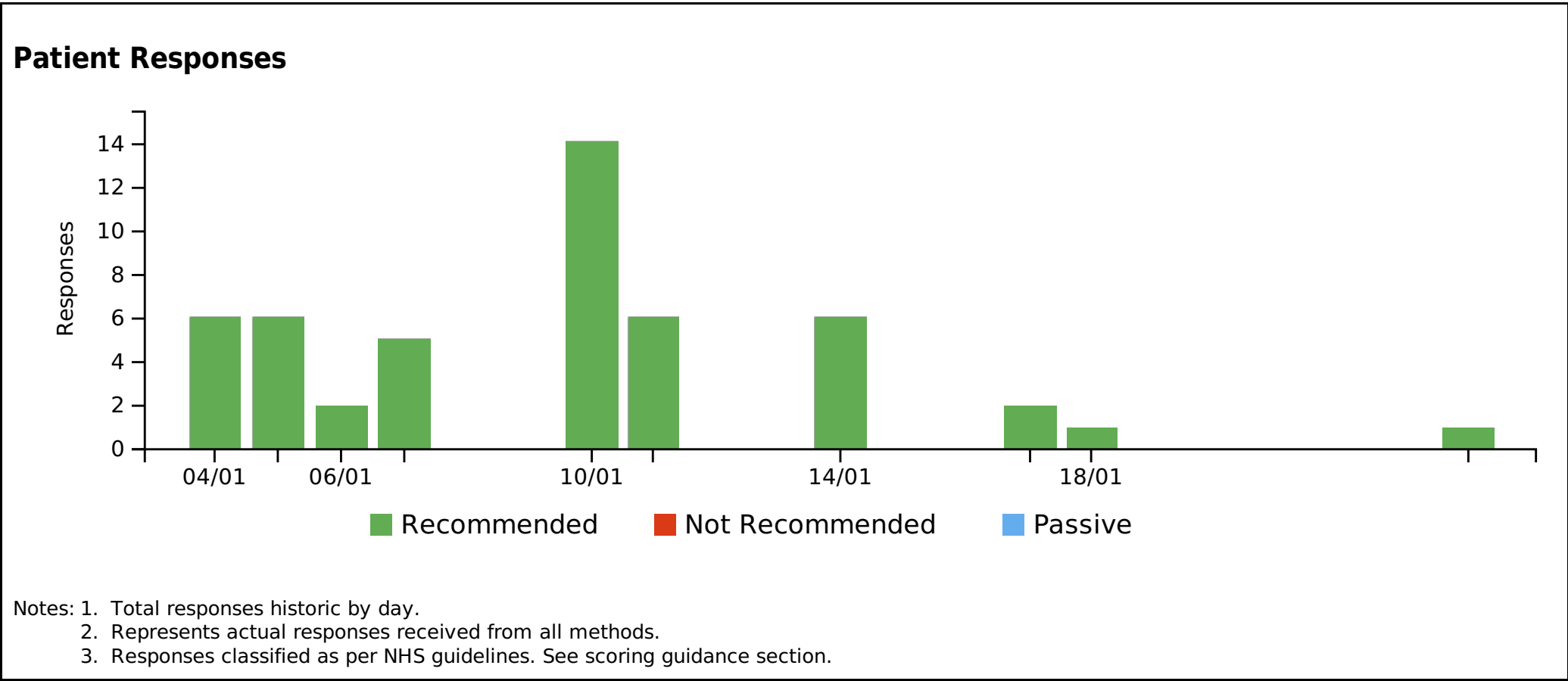
Practice Score: Day of the Week Analysis



Notes: 1. Practice performance by Day of the week. Represents actual score for all 'days' during reporting period.
2. Score calculated as per NHS requirements. See scoring guidance section.

SECTION 4

Patient Response Analysis



Patient Free Text Comments: Summary

Patient Free Text Comments: Detail

Recommended

- Not Recommended**

